


SCALE OF FINANCE FIXED BY STATE LEVEL TECHNICAL COMMITTEE FOR THE FY 2025-26

Sl.No	CROPS	UNIT	SCALE OF FINANCE 2025-26	
			From	To
A	Paddy			
1	Paddy(Local)	Acre	30000	55000
2	Kuttanad Puncha	Acre	40000	50000
3	Paddy (Scented variety)	Acre	35000	45000
B	High Yielding Varieties			
4	Virippu 1	Acre	36500	50000
5	Mundakan 1	Acre	35000	50000
6	Puncha 1	Acre	38000	65000
7	Pokkali	Acre	34000	50000
8	Koll Nilangal	Acre	42900	50600
C	Organic farming (Paddy)			
9	Kharif	Acre	32800	45000
10	Rabi	Acre	32800	45000
11	Dry land paddy Cultivation	Acre	32000	45000
D	Plantation			
12	Coconut - Rain fed	Acre	26400	80000
13	Coconut - Irrigated	Acre	42500	100000
14	Arecanut	Acre	64700	100000
15	Arecanut Irrigated	Acre	66000	100000
16	Arecanut integrated nutrient management	Acre	100000	130000
17	Roof top farming (HDPI pot)	Per pot	200	1000
18	Rubber	Acre	75000	88000
19	Rubber with Rain Guard	acre	75000	125000
20	Coffee	Acre	54000	85000
21	Coffee (intercrop)	Acre	44000	50000
22	Pepper	Acre	42500	150000
23	Pepper (Organic Certified)	Acre	85000	165000
24	NEW	Acre	80000	90000
25	Cardamom	Acre	105000	283000
26	Cardamom –Organic/Replanting	Acre	110000	250000
27	Cashew	Acre	25000	50000
28	Tea	Acre	65000	109300
29	Tea Replanting	Acre	126000	142000
30	Cocoa	Acre	30000	75000
31	Cocoa (Organic Certified)	Acre	76800	99000
32	Nutmeg/clove	Acre	55000	150000




Convener of SLTC
Chief Executive Officer
Kerala State Cooperative Bank

SCALE OF FINANCE FIXED BY STATE LEVEL TECHNICAL COMMITTEE FOR THE FY 2025-26

Sl.No	CROPS	UNIT	SCALE OF FINANCE	
			2025-26	
E	Vegetables, Fruits, Medicinal Plants			
33	Banana Nendren (1000 no. /Acre)	Acre	230000	300000
34	Banana- other	acre	100000	190000
35	Banana Nendren (Leased Land)-new	Acre	280000	300000
36	Banana(Swarna mukhi)-NEW	acre	117000	320000
37	Red banana	Acre	240000	300000
38	Banana (Ratoon Crop)	Acre	90000	110000
39	Banana quintal	Acre	240000	320000
40	Tapioca	Acre	72800	100000
41	Tapioca (Rainfed)	Acre	20000	70000
42	Tapioca(with lease)	Acre	83500	180000
43	Drumstick/Moringa	Acre	18500	25000
44	Ginger	Acre	87000	225000
45	Ginger - Intercrops	Acre	30000	100000
46	Turmeric	Acre	65500	150000
47	Turmeric(ORGANIC)-NEW	Acre	115000	135000
48	Turmeric(intercrop)	Acre	80000	88000
49	Pulses	Acre	20000	35000
50	Vegetables	Acre	100000	200000
51	Vegetable with Support (panthal)	Acre	140000	300000
52	Kitchen Garden/5 cent	5 Cent	25000	50000
53	Roof top farming/Grow bag	1 Unit/3Months	175	400
54	Roof top farming (earthern pot)	per pot	190	450
55	Cool season vegetables	Acre	130000	183000
56	Vegetable (GAP)/ Organic	Acre	140000	340000
57	Vegetable seedlings production	Acre	200000	350000
58	Watermelon(Hybrid)/muskmelon	Acre	100000	160000
59	Vegetable organic	Acre	154000	200000
60	Papaya (Red Lady hybrid)-NEW	Acre	270000	277400
61	Poly house farming	Sq. Meter	2500	4000
62	Poly House	1 Cent	2500	8000
63	Poly House- Rain Shelter	10 Cents	265000	360000
64	Rain shelter farming	25 cents	40000	185000
65	Poly House Farming(High-tech)	10 Cents	750000	1700000
66	Maintanance of fencing	acre	30000	40000
67	Micro Green-NEW	50 Sq.ft.	35000	40000
68	Tuber Crops	Acre	44000	100000
69	Tuber Crops(inter crop)	Acre	44000	100000





Convener of SLTC
Chief Executive Officer
Kerala State Cooperative Bank

SCALE OF FINANCE FIXED BY STATE LEVEL TECHNICAL COMMITTEE FOR THE FY 2025-26

Sl.No	CROPS	UNIT	SCALE OF FINANCE 2025-26	
70	Minor tubers (Koorka etc.)	Acre	64000	100000
71	Potato	Acre	34000	49500
72	Sweet potatoes I & II	Acre	24000	60000
73	Tobacco (in traditional areas)	Acre	110000	113000
74	Groundnut - rain fed	Acre	18000	27500
75	Groundnut - irrigated	Acre	20000	38500
76	Arrowroot	Acre	50000	100000
77	Soyabeen	Acre	72000	88000
78	Homestead Farming / Mixed cropping	Acre	110000	300000
79	Chillies	Acre	28000	80000
80	Safed musli	Acre	20000	25000
81	Open Precision Farming	Acre	30000	300000
82	Mushroom	100 beds	5000	40000
83	30*8*2.5ft-NEW	100 beds	50000	50000
84	Other Cereals - Millets	Acre	12000	30000
85	Elephant foot yam	Acre	55000	70000
86	Gingelly	Acre	31000	60000
87	Sesame (ALP)	Acre	6000	38000
88	Millet (ragi,Cholam etc.)	Acre	25000	65000
89	Mulberry	Acre	25000	50000
90	Pine apple	Acre	140800	240000
91	Pine apple new variety(MD3)-NEW	acre	150000	250000
92	Pine-apple(Intercrop)	Acre	50000	150000
93	Mango and Fruits	Acre	61000	100000
94	Other Fruits	Acre	76000	100000
95	Jack Fruit	Acre	18000	100000
96	Jack Fruit(EARLY)-NEW	Acre	20000	250000
97	Strawberry	Acre	180000	252000
98	Rambutan	Per tree	500	2000
99	Mangosteen	Per tree	550	1000
100	Avocado	Per tree	325	800
101	Passion Fruit	Acre	100000	132000
102	Litchi	Per tree	400	800
103	Orange	Acre	13000	27500
104	Exotic fruits	Acre	27500	125000
105	Papaya	Acre	62000	75000
106	Dragon Fruit with support	Acre	50000	200000
107	Flowering Plants	Acre	34000	44000
108	flower(Mission for Integrated Development	Acre	38000	45000




 Convenor of SLTC
 Chief Executive Officer
 20/4/25

Kerala State Cooperative Bank

SCALE OF FINANCE FIXED BY STATE LEVEL TECHNICAL COMMITTEE FOR THE FY 2025-26

Sl.No	CROPS	UNIT	SCALE OF FINANCE 2025-26	
109	bulbulous flowers	Acre	60000	65000
110	flowers	Acre	15000	16000
111	Anthurium/Orchid	per plant	200	400
112	Gladiolus	Acre	25000	32500
113	Gerbera	Acre	30000	38000
114	Rose	4000 plants	30000	40000
115	Jasmine & Marigold	Acre	124800	204500
116	Sun flower irrigated	Acre	26000	27500
117	Medicinal plants 15 items	Acre	115000	150000
118	Kolinchi -Alpinia Galangal	Acre	150000	155000
119	Cotton	Acre	25000	27000
120	Sugarcane	Acre	114000	165000
121	Sugarcane Ratoon	Acre	65000	80000
122	Sugarcane(on lease land)	Acre	160000	165000
123	Vanilla	Acre	20000	77000
124	Betel plant	10 Cent	20000	70000
125	Sericulture	Acre	64000	88000
126	Bee-Keeping	50 colony	100000	110000
F	Nursery			
127	Rubber nursery	Acre	108000	160000
128	Pepper nursery	Acre	66000	100000
129	Coconut Nursery	Acre	50000	150000
130	Arecanut nursery	Acre	36000	49500
131	Cardamom Nursery	Acre	72000	92000
132	Tea nursery	Acre	72000	92000
133	coffee nursery	Acre	52000	68200
134	sugar cane Miniset nursery- new	10 cent	160000	170000
135	Cocoa Nursery	Acre	74000	101200
136	Other Nursery	Acre	49000	80000
137	Ornamental retail nursery	125000 plants capacity	300000	325000
G	Fisheries			
	Culture Fisheries			
138	Kaipad Cultivation	Acre	35000	50000
139	Prawn(Filtration)	Acre	40000	200000
140	banana)	Acre	2600	50000
141	Cage farming in Brackish Waters	60M ³ to 100M ³	150000	300000
142	Cage farming in Fresh Waters	60M ³ to 100M ³	120000	250000
143	Cage farming of marine fishes	60M ³ to 100M ³	186000	225000




[Handwritten Signature]
 Convenor of SLTC 20/4/21

**Chief Executive Officer
 Kerala State Cooperative Bank**

SCALE OF FINANCE FIXED BY STATE LEVEL TECHNICAL COMMITTEE FOR THE FY 2025-26

Sl.No	CROPS	UNIT	SCALE OF FINANCE	
			2025-26	
144	brackish water fish(pearl spot/milk fish/grey mullet)Lowest	Acre	144000	240000
145	Crab Farming	Acre.	144000	500000
146	Crab Farming vertical	100 boxes/unit	82000	100000
147	Shrimp farming	Acre.	120000	600000
148	Mussel farming	25 Sq. Meter	4000	30000
149	fishes	Acre	40000	500000
150	fishes	Acre	144000	600000
151	Oyster farming	7m*7m rack	15000	22000
152	Composite Fish farming	Recurring cost for one crop	50000	150000
153	lakh seed production capacity)	capacity	80000	100000
154	spot(Karimeen)	4 tank	64000	90000
155	Aquaponics – Re circulatory RAS	50 m ³	140000	300000
156	Re Circulatory Aqua Culture System	40M ³	120000	175000
157	Mini RAS	1 cent	13000	15000
158	NEW	1 unit ,20m ³	46000	65000
159	Biofloc farming Tilapia-NEW	50-100 cubic metre	100000	150000
160	Biofloc Farming of Shrimp	40M ³	100000	400000
161	Fish farming in Embankment-NEW	acre	150000	300000
162	Biofloc farming (Vannamei)	20M ³	46000	200000
163	Biofloc in Pond (Vannamei)-NEW	25 cent	700000	800000
164	fish farming	2 cents	40000	70000
165	Karimeen Krishi	0.5 Acre (50 cents)	85000	125000
166	size	150 sq.m.	150000	200000
167	Fish culture(Re Circulatory Aqua culture	120m ³	140000	500000
168	Ornamental Fish rearing Unit-Medium Scale	1 Unit	40000	225000
169	year onwards for Ornamental retail Nursery		190000	250000
170	Integrated Ornamental Fish Rearing unit	500 Sq. ft.	300000	395000
171	Backyard ornamental fish farming	1 Unit - 300 Sq. ft.	35000	60000
172	Nile Tilapia Farming in bio-secured ponds	50 cents	180000	200000
173	Pangasius farming in bio-secured ponds	25 cent	125000	150000
174	inputs for brackish water aquaculture	Acre	120000	280000
175	Pearl spot Culture	Acre	85000	180000
176	aquaculture	Acre	240000	280000
	Marine Fisheries			
177	Fish breeding and rearing unit-medium scale	150sq.m	150000	220000
178	Marine fisheries- Medium sized trawler	RC for 1 Month	230000	750000
179	FRP(Tuna long liner)	Recurring cost for one month	100000	600000




 Convenor of SATC
 Chief Executive Officer
 Kerala State Cooperative Bank

SCALE OF FINANCE FIXED BY STATE LEVEL TECHNICAL COMMITTEE FOR THE FY 2025-26

Sl.No	CROPS	UNIT	SCALE OF FINANCE	
			2025-26	
180	FRP Choodavala Vallom - 36 ' OAL	Recurring cost for one month	112000	700000
181	FRP (Small)	Recurring cost for one month	20000	250000
182	Inboard Thangu Vallam - 70 ' OAL	Recurring cost for one month	270000	2125000
183	Inboard Vallam - 30 ' OAL	Recurring cost for one month	15000	17000
184	MPC Shore seine - 30 ' OAL	Recurring cost for one month	22400	400000
185	Fibre glass Catamaram	Recurring cost for one month	8400	65000
186	Country boat Catamaram	Recurring cost for one month	5600	350000
187	Inland fishing (with Engine)	Recurring cost for one month	5000	200000
188	Mooduvetti/craft 11 1/2feet	Recurring cost for one month	60000	192000
189	Marine fisheries-inboard unit	Operative cost for one month	880000	1000000
190	Marine fisheries-neettuvala unit	Operative cost for one month	100000	330000
H	AH activities			
191	Integrated farming	Acre.	75000	150000
192	Cross bread cow	Per Animal Excluding Labour	21500	30500
193	Heifer Cow (composite rearing)	per animal per year	28300	32300
194	Buffalo	Per Animal per year	23700	33000
195	Goat	Per Animal per year(Working capital)	6400	7700
196	Male Calf (Buffalo) Fattening	Per Animal per year(Working capital)	15400	20000
197	Pig fattening Unit	Per Animal Excluding Labour	7300	9900
198	Pig rearing	5 Sows+1 Boar Unit	67500	76500
199	Fodder Development	One Acre 12months (Working capital)	10000	70000
200	Broiler unit - 500Birds/Cycle	500 Birds for 40days excluding labour	100300	110300
201	Poultry unit (broiler)	100 chicks	22000	23000
202	Layer Unit - 100 Birds	100 Birds/ month (Deep litter) - Working capital	60000	65000
203	Layer Unit - 25 Birds	25 Birds for 1 year	15500	16800
204	Layer unit(Cage system) 100 Birds	100 Birds / month (Working capital)	59400	64900
205	Backyard poultry rearing (15 birds)	100g/bird@27kg/month	6000	6600
206	Rabbit Rearing (Meat type)	100 Animal / Month (Working Capital)	3500	3700
207	Quail Rearing	100 Birds/ Month (Working Capital)	22000	24200
208	Quail Rearing (egg production-100birds)	100 Birds/Month	8800	9200
209	Duck rearing(cage rearing)	100 Birds/Year (Working capital)	121300	126800




 20/4/25
 Convenor of SLTC

Chief Executive Officer
Kerala State Cooperative Bank